

# axys QUICK START GUIDE

This Xybix desk is equipped with our Axys control system. It allows you to control desk functions like desk height, lighting color/intensity, fans, and temperature via a Windows PC\*, Apple iOS device, or Google Android device.

**Follow these steps to begin using the Axys system:**

## 1. Choose the device(s) to control the system

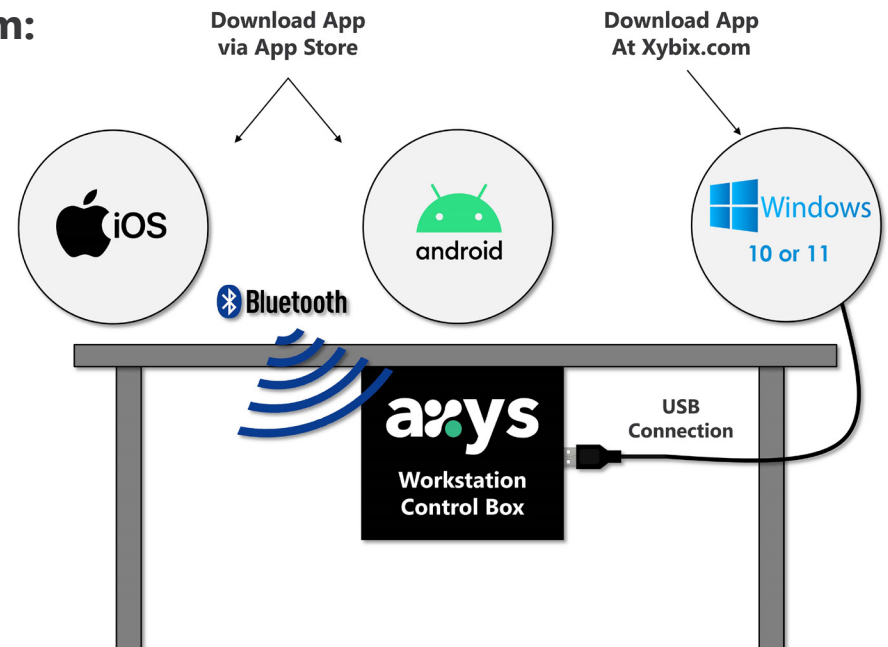
You can connect a single Windows 10 or 11 PC (wired, via a USB cable) and an unlimited number of iOS and Android devices wirelessly via Bluetooth.

## 2. Download the Axys software for your devices

The Windows app can be found at [www.xybix.com/axys](http://www.xybix.com/axys). The iOS and Android apps can be found in the Apple or Google Play stores by searching for "Xybix Axys." You can also scan the QR codes on the back of this guide to access the apps directly from your devices.

## 3. Run the Axys software app on your devices

The Axys software should automatically detect the features installed in your Xybix desk and allow you to control them via the app. Different users can create their own accounts and save an unlimited number of their favorite settings combinations, known as "scenes." Detailed instructions, tutorial videos, and troubleshooting information for the Axys control system can be found at [www.xybix.com/axys-support](http://www.xybix.com/axys-support).



\* The Windows application software requires Windows 10 or 11. Windows XP, Vista, 7, 8, and 8.1 are not currently supported

# USING THE **axys** APPLICATION SOFTWARE

## Scenes & Desk Settings

Easily create and access your scenes or connect to different AxyS-enabled desks.

## Task Lighting Controls

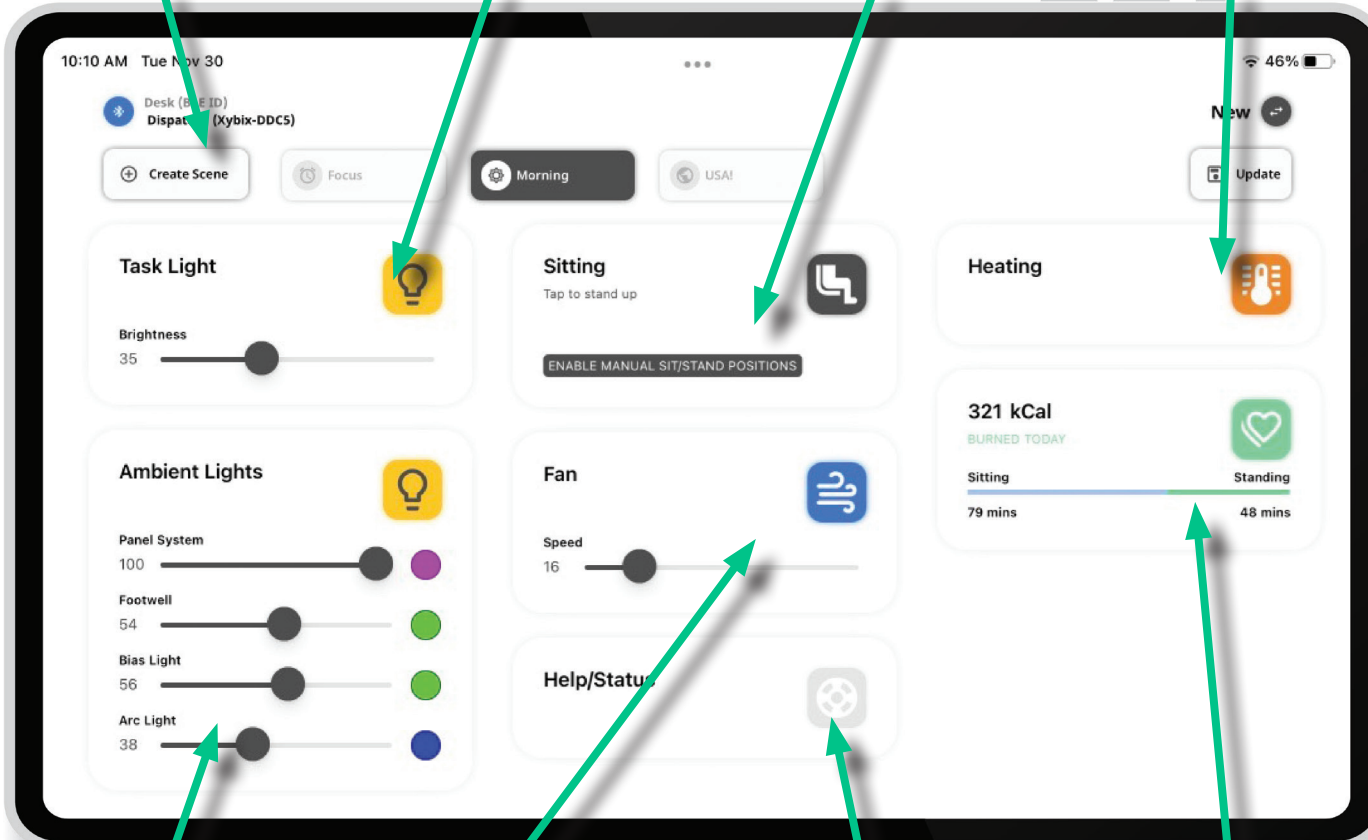
Toggle task lighting with the tile button and adjust brightness with the slider.

## Desk Height Controls

Toggle sitting or standing with the tile button and adjust heights with sliders.

## Heating Controls

Quickly enable your desk's heaters with the heater tile button.



## Ambient Lighting Controls

Toggle or change colors with the tile buttons and adjust brightness with the sliders.

## Air Flow Controls

Toggle your desk's fan with the tile button and adjust the intensity with the slider.

## Help/Status Light Controls


Instantly toggle your desk's status light with the help/status tile button.

## Calorie Counter (Optional)

Measure calories burned for sitting or standing users with the calorie counter tile button.



Windows  
Download



Apple iOS  
Download



Android  
Download